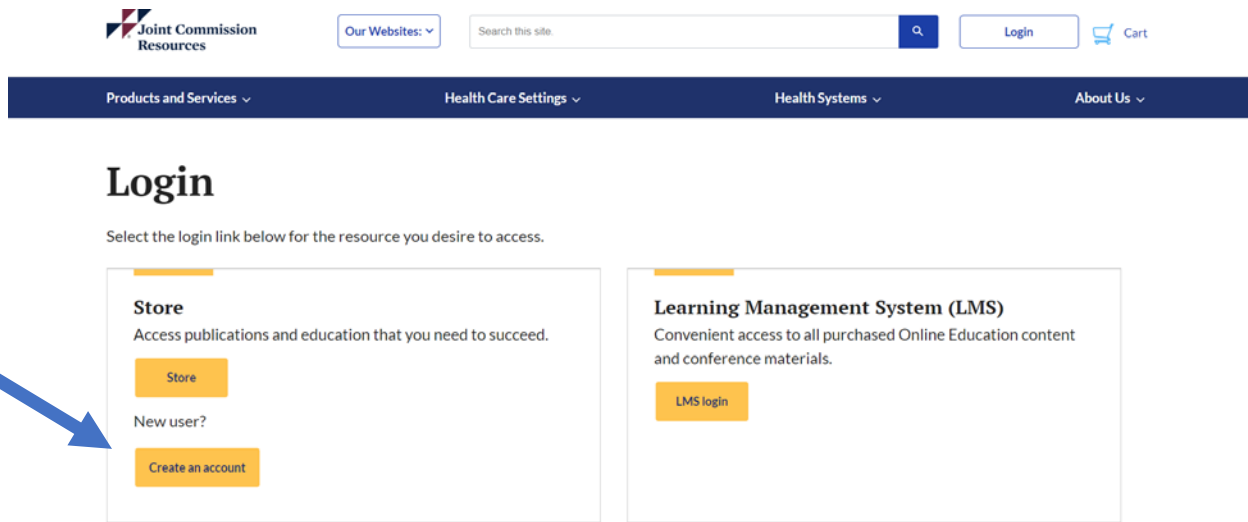


Login and Register Guide

The Joint Commission Resources E-commerce store does not allow guest purchases, please reference the steps to quickly create an account, register and purchase services and products. If you have any questions, please call the Customer Service: 877-223-6866, opt 1

1. Create a new login for the Joint Commission Resources E-commerce store. [Login](#)



Joint Commission Resources

Our Websites: Search this site Login Cart

Products and Services Health Care Settings Health Systems About Us

Login

Select the login link below for the resource you desire to access.

Store
Access publications and education that you need to succeed.

Store

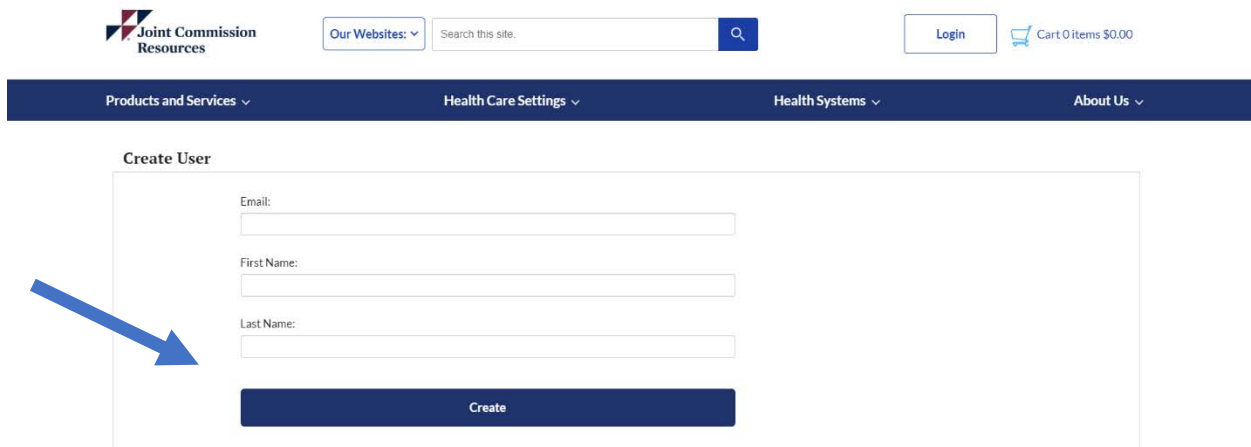
New user?

Create an account

Learning Management System (LMS)
Convenient access to all purchased Online Education content and conference materials.

LMS login

2. Fill out form and click “CREATE”



Joint Commission Resources

Our Websites: Search this site Login Cart 0 items \$0.00

Products and Services Health Care Settings Health Systems About Us

Create User

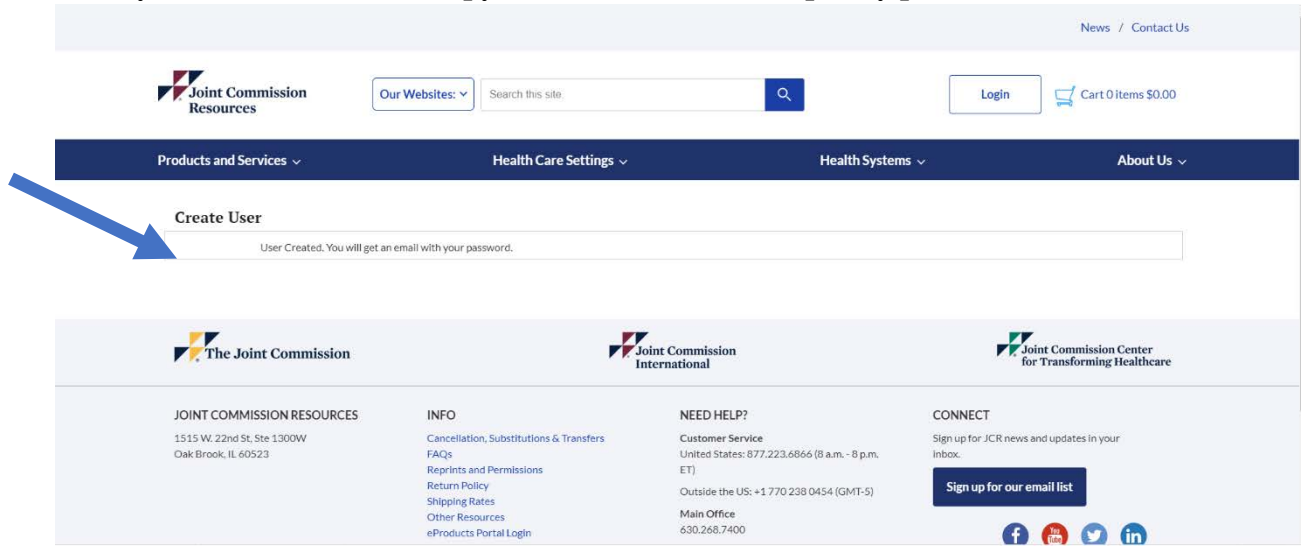
Email:

First Name:

Last Name:

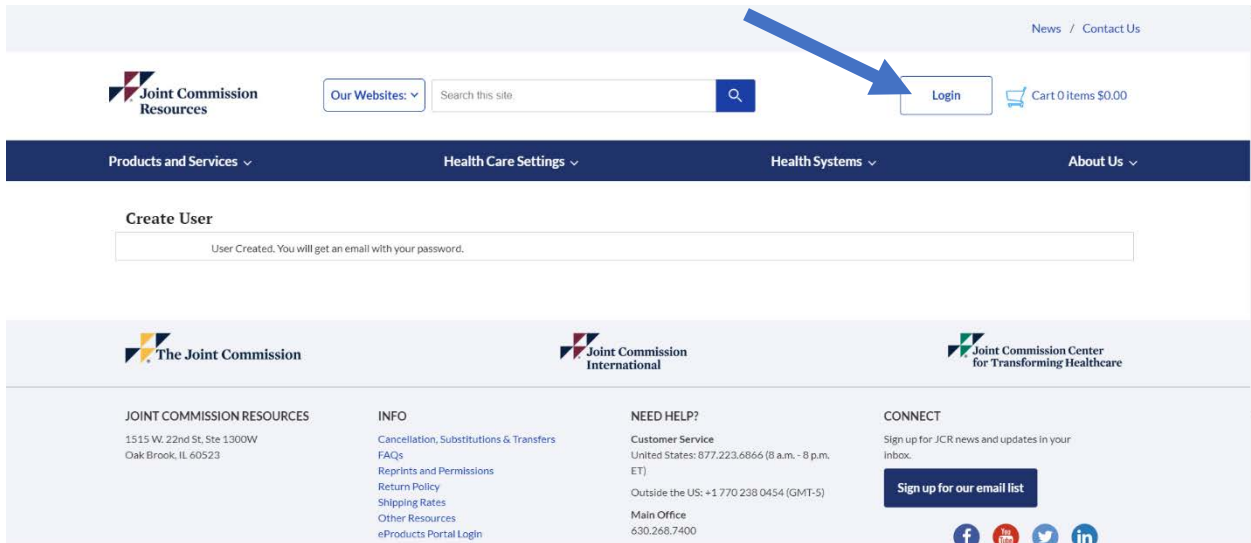
Create

3. Go to your email inbox and copy the username and temporary password.



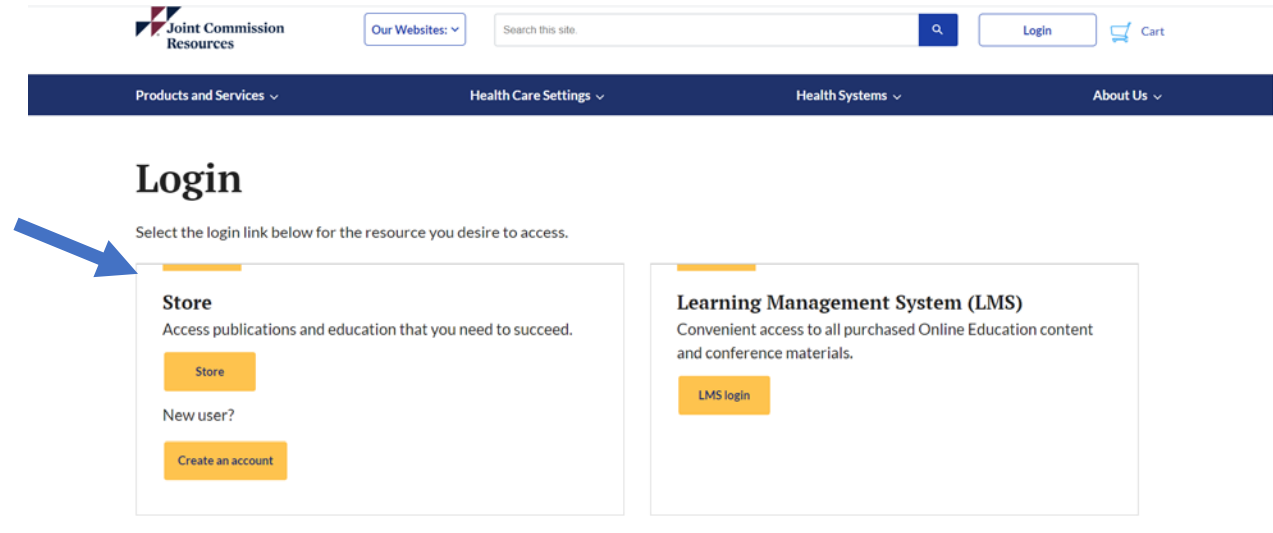
The screenshot shows the top navigation bar with 'News / Contact Us' on the right. Below it is the 'Joint Commission Resources' logo and a search bar. A blue arrow points to the 'Create User' section, which contains the message: 'User Created. You will get an email with your password.'

4. Click Login at the top right of the page.



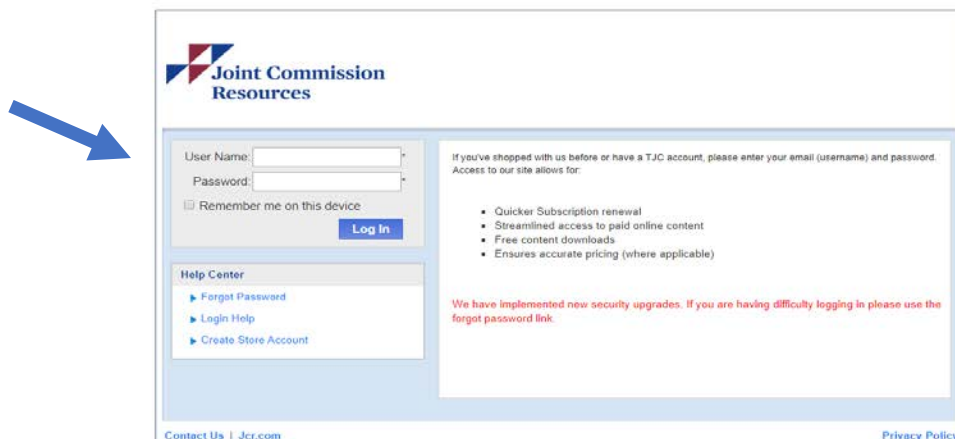
The screenshot shows the same website as above, but with a blue arrow pointing to the 'Login' button in the top right corner. The 'Create User' message is still visible below the navigation bar.

5. Click on the “STORE” option to proceed with registration.



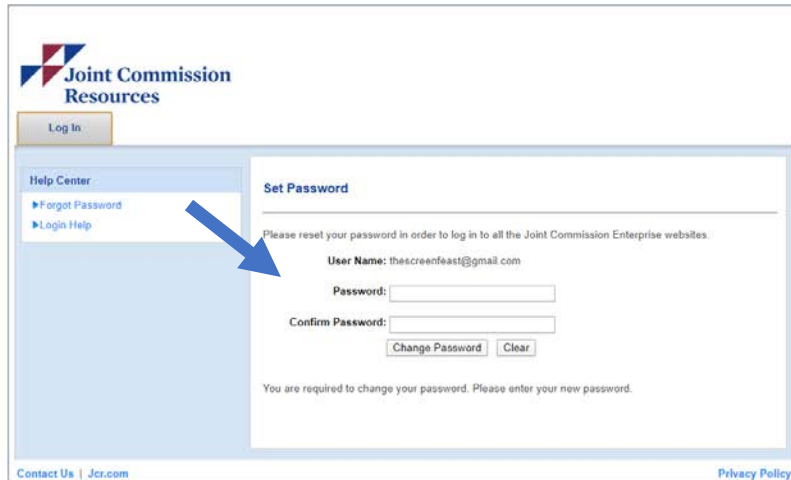
The screenshot shows the top navigation bar with the Joint Commission Resources logo, a search bar, and links for 'Our Websites', 'Login', and 'Cart'. Below the navigation bar are four menu items: 'Products and Services', 'Health Care Settings', 'Health Systems', and 'About Us'. The main content area is titled 'Login' and contains the instruction: 'Select the login link below for the resource you desire to access.' There are two main boxes. The left box is titled 'Store' and contains the text 'Access publications and education that you need to succeed.' Below this text are three buttons: 'Store', 'New user?', and 'Create an account'. A blue arrow points to the 'Store' button. The right box is titled 'Learning Management System (LMS)' and contains the text 'Convenient access to all purchased Online Education content and conference materials.' Below this text is a button labeled 'LMS login'.

6. Enter your username and temporary password.



The screenshot shows the login form on the Joint Commission Resources website. The form includes fields for 'User Name' and 'Password', a 'Remember me on this device' checkbox, and a 'Log In' button. Below the form is a 'Help Center' section with links for 'Forgot Password', 'Login Help', and 'Create Store Account'. To the right of the form, there is a message: 'If you've shopped with us before or have a TJC account, please enter your email (username) and password. Access to our site allows for:' followed by a list of benefits: 'Quicker Subscription renewal', 'Streamlined access to paid online content', 'Free content downloads', and 'Ensures accurate pricing (where applicable)'. Below this list is a red text message: 'We have implemented new security upgrades. If you are having difficulty logging in please use the forgot password link.' At the bottom of the page, there are links for 'Contact Us | Jcr.com' and 'Privacy Policy'. A blue arrow points to the 'Log In' button.

7. When you log in to the site for the first time, you will be directed to change this temporary password. Please choose a password with at least 8 characters including at least one upper-case letter, one lower-case letter, one numeral, and one special character. Click “CHANGE PASSWORD”



Joint Commission Resources

Log In

Help Center

- ▶Forgot Password
- ▶Login Help

Set Password

Please reset your password in order to log in to all the Joint Commission Enterprise websites.

User Name: thescreenfeast@gmail.com

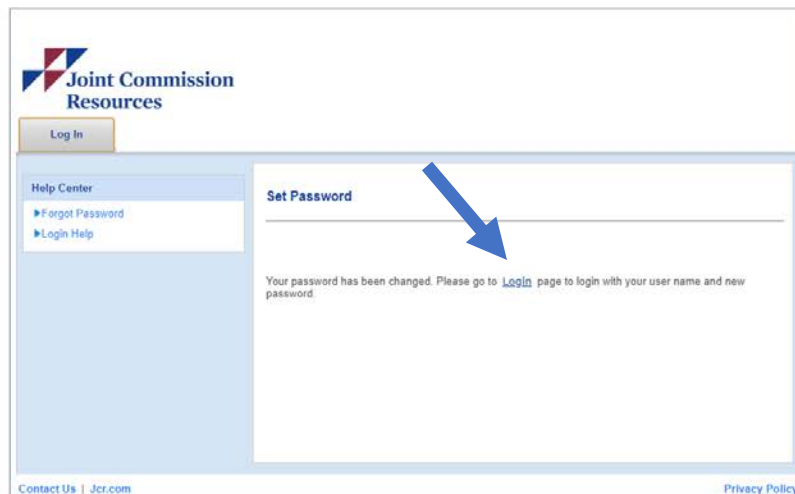
Password:

Confirm Password:

You are required to change your password. Please enter your new password.

Contact Us | Jcr.com Privacy Policy

8. Click on the Login hyperlink to login with your username and new password



Joint Commission Resources

Log In

Help Center

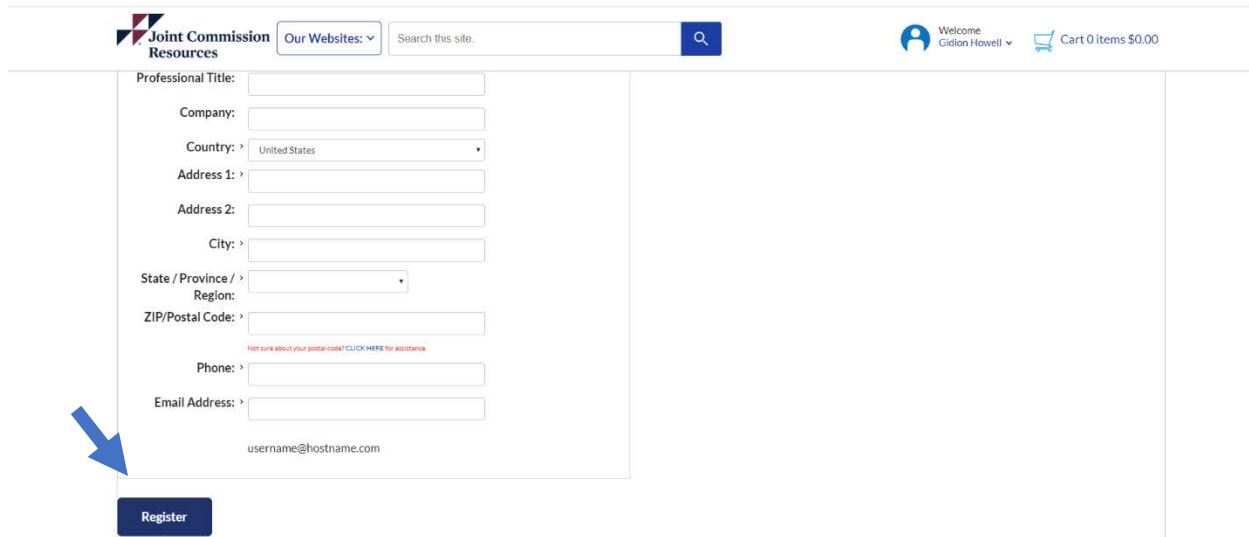
- ▶Forgot Password
- ▶Login Help

Set Password

Your password has been changed. Please go to [Login](#) page to login with your user name and new password.

Contact Us | Jcr.com Privacy Policy

9. Please fill out billing information, and click, “Register”



Joint Commission Resources | Our Websites: | Search this site. | Welcome Gidon Howell | Cart 0 items \$0.00

Professional Title:

Company:

Country: > United States

Address 1: >

Address 2:

City: >

State / Province / Region: >

ZIP/Postal Code: >

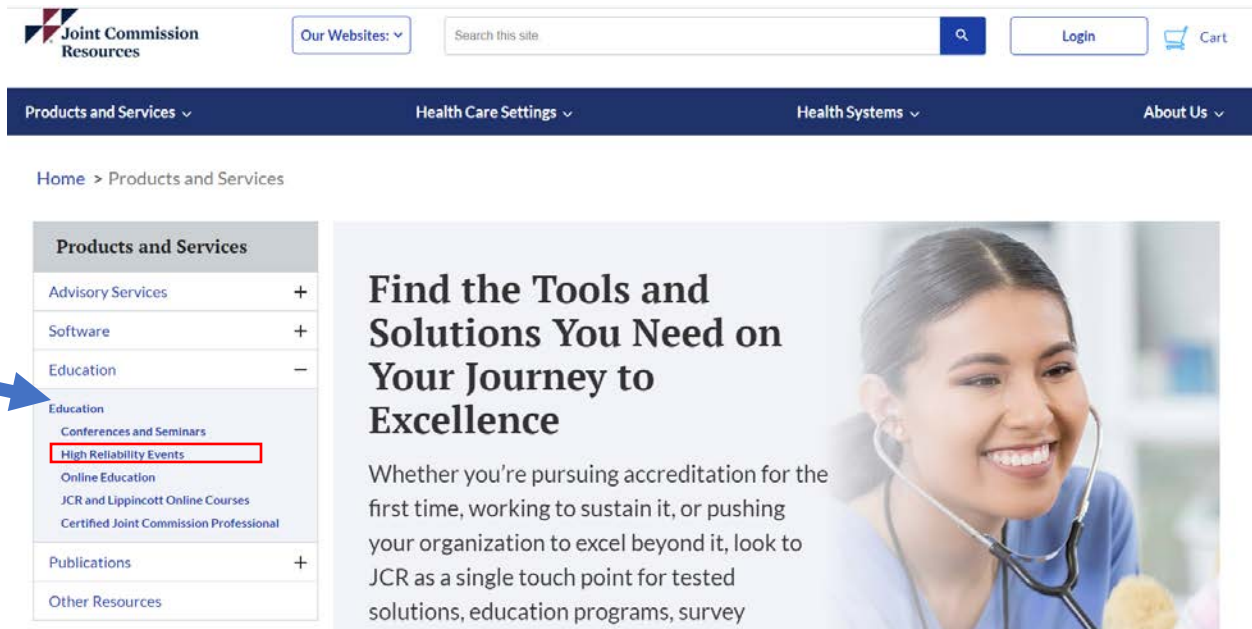
Phone: >

Email Address: >

username@hostname.com

Register

10. Click on Products and Services → Education → High Reliability Events



Joint Commission Resources | Our Websites: | Search this site. | Login | Cart


Products and Services ▾ | Health Care Settings ▾ | Health Systems ▾ | About Us ▾

Home > Products and Services

| Products and Services | |
|---|---|
| Advisory Services | + |
| Software | + |
| Education | - |
| Education | |
| Conferences and Seminars | |
| High Reliability Events | |
| Online Education | |
| JCR and Lippincott Online Courses | |
| Certified Joint Commission Professional | |
| Publications | + |
| Other Resources | |


Find the Tools and Solutions You Need on Your Journey to Excellence

Whether you're pursuing accreditation for the first time, working to sustain it, or pushing your organization to excel beyond it, look to JCR as a single touch point for tested solutions, education programs, survey



11. Choose the workshop you wish to register and click view product.

Results 1-3 of 3 in 0.04 seconds




Leaders Facilitating Change Workshop

The Center for Transforming Healthcare- Leaders Facilitating Change Workshop: March 18-19, 2020

\$999.00

In this two-day workshop, you will learn how incorporating formal change management processes can provide your leadership team with important tools needed to achieve strategic and operational goals and tackle complex, multi-factorial issues in today's changing health care environment.

View Product



Green Belt Certification Training Program

The Center - Green Belt Certification Training Program: Spring 2020, Individual Attendee


Oakbrook Terrace, IL

\$4,500.00

Unmatched opportunity to enhance your process improvement and change management skill set while simultaneously receiving hands-on expert guidance on your organization's priority project.


View Product

12. Scroll down and click “REGSITER NOW”



Our Websites: v

Search this site:



Login

Cart 0 Items \$0.00

improvement.

- Immediately apply toolkit to all change initiatives and in daily work.

Start and End Times

Day #1: March 18, 2020, from 10:00am-5:00pm
Welcome and Networking Cocktail Reception 6:00-8:00 pm. at DoubleTree Hotel Oak Brook

Day #2: March 19, 2020, from 8:00am-4:30pm

Location

EARLY BIRD PRICE
(EXPIRES 2/29/2020)

\$899.00

REGISTER NOW

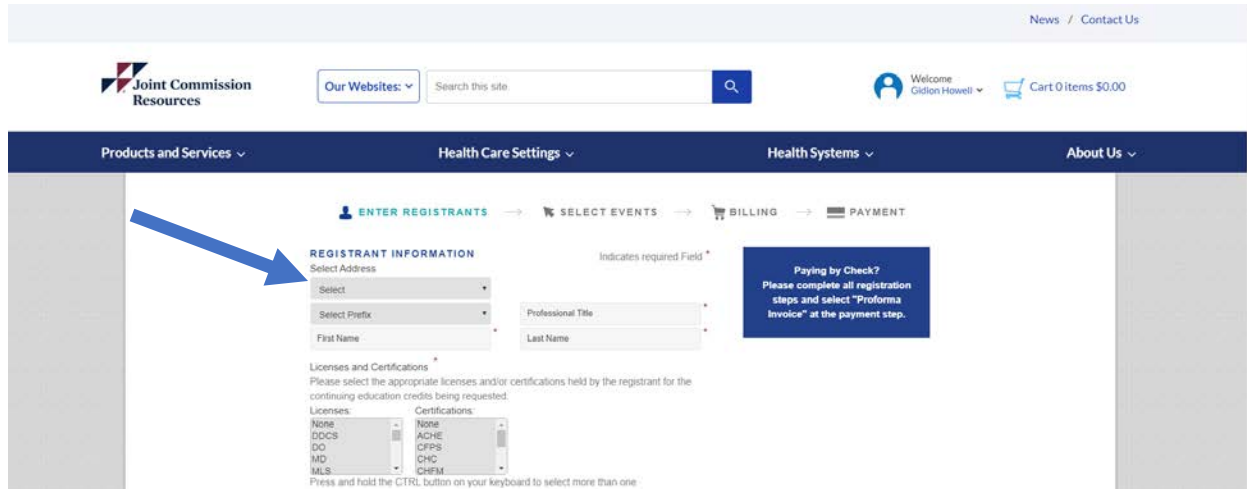
REGISTER NOW

43 14 43 33
DAYS HOURS MINUTES SECONDS

or register by phone: 877.223.6866

To see CSR pricing, please [log in](#).

13. Click on the “SELECT ADDRESS” and select “BILLING ADDRESS” from the drop menu. All the required fields should auto populate.



News / Contact Us

Joint Commission Resources

Our Websites: Search this site

Welcome Gidon Howell Cart 0 items \$0.00

Products and Services Health Care Settings Health Systems About Us

ENTER REGISTRANTS SELECT EVENTS BILLING PAYMENT

REGISTRANT INFORMATION

Select Address Indicates required Field *

Select Prefix Professional Title

First Name Last Name

Licenses and Certifications

Please select the appropriate licenses and/or certifications held by the registrant for the continuing education credits being requested.

Licenses: Certifications:

None None

DDCS ACHE

DO CPFS

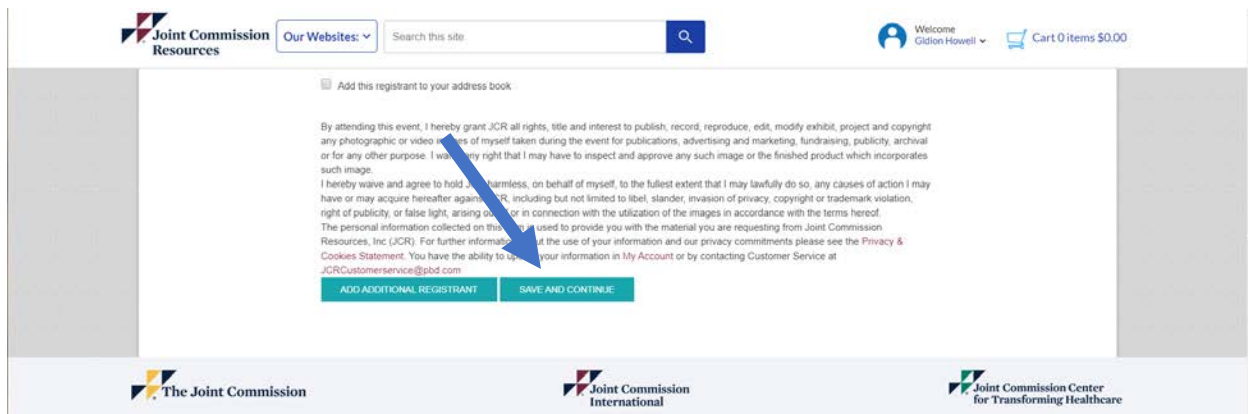
MD CHC

MLS CHFM

Press and hold the CTRL button on your keyboard to select more than one.

Paying by Check?
Please complete all registration steps and select "Proforma Invoice" at the payment step.

14. Click “SAVE AND CONTINUE”.



Joint Commission Resources

Our Websites: Search this site

Welcome Gidon Howell Cart 0 items \$0.00

Add this registrant to your address book

By attending this event, I hereby grant JCR all rights, title and interest to publish, record, reproduce, edit, modify exhibit, project and copyright any photographic or video images of myself taken during the event for publications, advertising and marketing, fundraising, publicity, archival or for any other purpose. I waive any right that I may have to inspect and approve any such image or the finished product which incorporates such image.

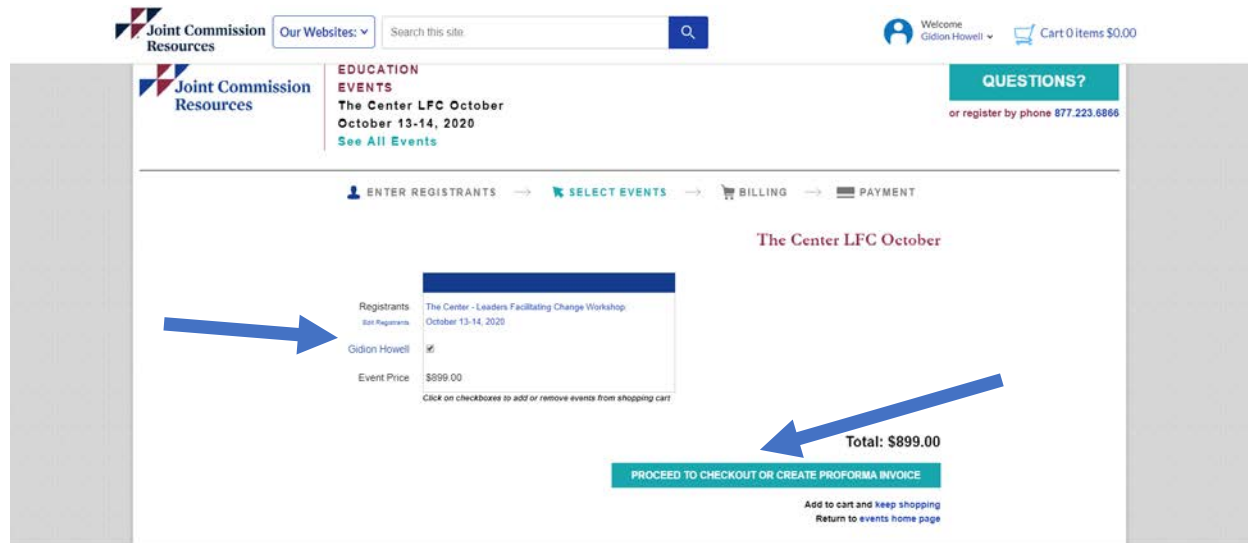
I hereby waive and agree to hold JCR harmless, on behalf of myself, to the fullest extent that I may lawfully do so, any claims of action I may have or may acquire hereafter against JCR, including but not limited to libel, slander, invasion of privacy, copyright or trademark violation, right of publicity, or false light, arising out of or in connection with the utilization of the images in accordance with the terms hereof.

The personal information collected on this site is used to provide you with the material you are requesting from Joint Commission Resources, Inc (JCR). For further information about the use of your information and our privacy commitments please see the Privacy & Cookies Statement. You have the ability to update your information in My Account or by contacting Customer Service at JCR.CustomerService@pbd.com

ADD ADDITIONAL REGISTRANT SAVE AND CONTINUE

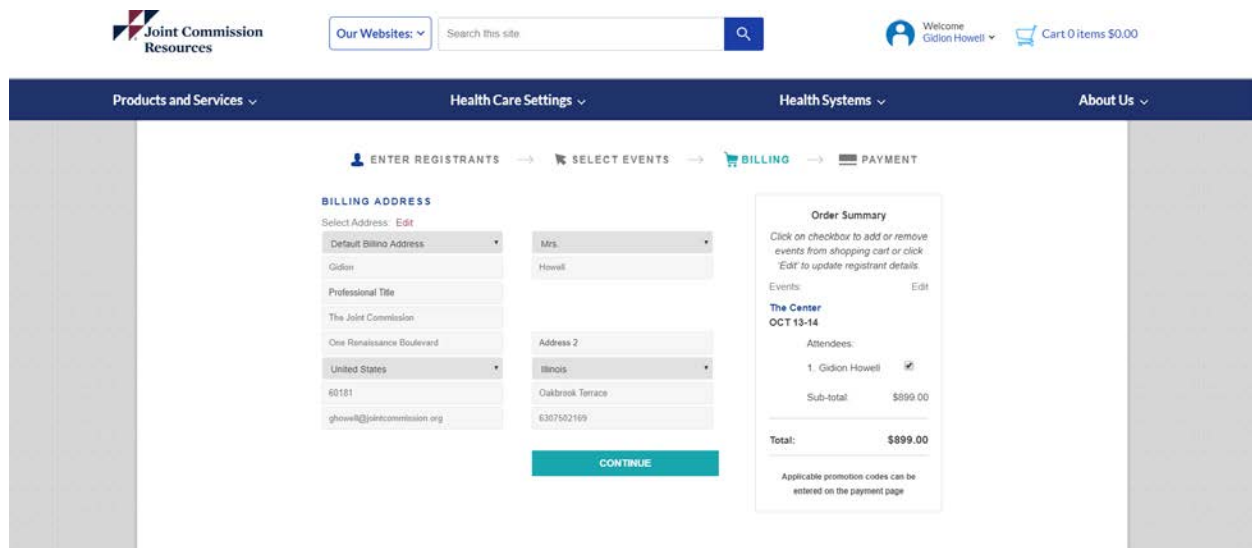
The Joint Commission Joint Commission International Joint Commission Center for Transforming Healthcare

15. Select the box next to the registrant name and click “PROCEED TO CHECKOUT OR CREATE PERFORMA INVOICE”



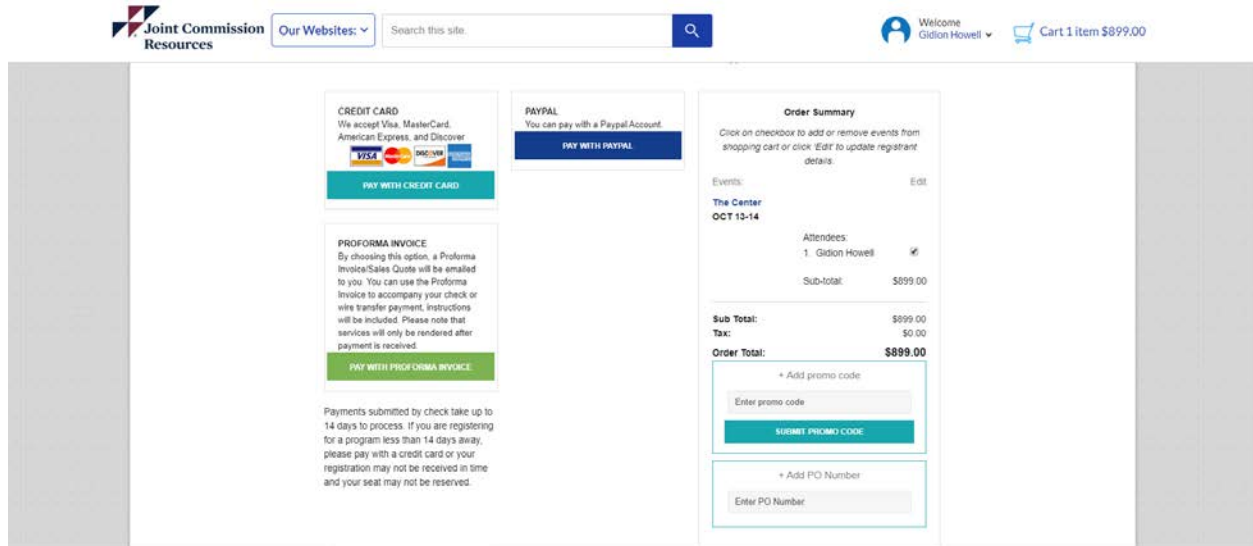
The screenshot shows the 'The Center LFC October' event registration page. The registrant list includes Gidon Howell with a checked checkbox. The event price is \$899.00. A blue arrow points to the checkbox next to Gidon Howell. Another blue arrow points to the 'PROCEED TO CHECKOUT OR CREATE PERFORMA INVOICE' button. The total price is \$899.00.

16. Confirm billing address and click “CONTINUE”



The screenshot shows the 'BILLING ADDRESS' section of the registration process. The address is confirmed for Gidon Howell. The 'CONTINUE' button is highlighted. The 'Order Summary' on the right shows the total price of \$899.00.

17. Choose payment option and follow the prompts to complete. A receipt and registration confirmation will be sent via email.



Joint Commission Resources Our Websites: Search this site: Welcome Gidon Howell Cart 1 item \$899.00

CREDIT CARD
We accept Visa, MasterCard, American Express, and Discover.
PAY WITH CREDIT CARD

PAYPAL
You can pay with a PayPal Account.
PAY WITH PAYPAL

PROFORMA INVOICE
By choosing this option, a Proforma Invoice/Sales Quote will be emailed to you. You can use the Proforma Invoice to accompany your check or wire transfer payment. Instructions will be included. Please note that services will only be rendered after payment is received.
PAY WITH PROFORMA INVOICE

Payments submitted by check take up to 14 days to process. If you are registering for a program less than 14 days away, please pay with a credit card or your registration may not be received in time and your seat may not be reserved.

Order Summary
Click on checkbox to add or remove events from shopping cart or click 'Edit' to update registrant details.

Events: Edit
The Center
OCT 13-14

Attendees:
1 Gidon Howell

Sub-total: \$899.00

Sub Total: \$899.00
Tax: \$0.00
Order Total: \$899.00

+ Add promo code
Enter promo code
SUBMIT PROMO CODE

+ Add PO Number
Enter PO Number

Need help? Please call the Customer Service at 877-223-6866, Option 1, Monday through Friday, from 8:00am to 8:00pm.