

INTRODUCTION xi

CHAPTER ONE The Connection: Infection Prevention and Control
and the Physical Environment 1

 Infection Prevention and Control Standards and the Infection Prevention
 and Control Program 2

 Planning for the Infection Prevention and Control Program 2

SIDEBAR 1-1. The Joint Commission’s Infection Prevention
 and Control Standards 3

SIDEBAR 1-2. Joint Commission International’s Prevention
 and Control of Infection Standards 4

TOOL 1-1. Infection Prevention and Control Plan Assessment Checklist. 7

 Evaluation and Improvement of the Infection Prevention and Control Plan. 9

 Infection Prevention and Control and Standards Related to the Physical Environment . . . 9

SIDEBAR 1-3. The Joint Commission’s Environment of Care Standards
 Related to Infection Prevention and Control 10

SIDEBAR 1-4. Joint Commission International’s Facility Management
 and Safety Standards Related to Infection Prevention and Control 11

 Infection Prevention and Control and Patient Safety Goals. 12

 Collaboration Among Infection Prevention and Control and
 Environmental Professionals. 13

SIDEBAR 1-5. Infection Prevention and Control Issues in Opioid Treatment Facilities . . 15

 Touring the Physical Environment. 17


TOOL 1-2. Infection Prevention and Control Checklist for Tours
 of the Physical Environment 19

 Tracers for Infection Prevention and Control. 25

SIDEBAR 1-6. SAMPLE TRACER: Infection Prevention and Control
 in Ambulatory Health Care 26


 Conclusion. 28

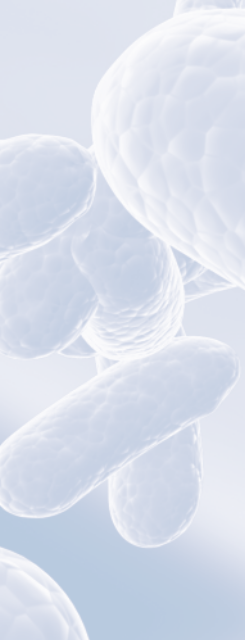
 Reference 28



CHAPTER TWO The Human Element: Staff and Infection Prevention and Control Compliance	29
Collaboration Made Easier	30
Guidelines for Hand Hygiene Compliance	30
Human Factors and Hand Hygiene	31
SIDEBAR 2-1. Comparison of US CDC and WHO Guidelines for Hand Hygiene	32
Physical Elements That Support Hand Hygiene	37
Human Error and Sharps Management	37
SIDEBAR 2-2. Life Safety Standards for Alcohol-Based Hand Rub Dispensers	38
TOOL 2-1. Physical Environment Elements That Support Hand Hygiene Assessment Checklist	39
SIDEBAR 2-3. Reducing Bloodborne Pathogen Exposure Through Sharps Management	42
TOOL 2-2. Sharps Injury Log	45
Human Nature and Staff Training and Competency	46
TOOL 2-3. Sharps Risk Assessment Worksheet	47
SIDEBAR 2-4. National Institute for Occupational Safety and Health Performance Criteria for Sharps Disposal Containers	49
Conclusion	52
References	52

CHAPTER THREE Construction Projects: Infection Prevention and Control Considerations	55
Infection Prevention and Control Regulations for Construction Projects	56
Construction Project Collaboration	56
SIDEBAR 3-1. Sample of Key Changes in the 2018 Facility Guidelines Institute Guidelines	57
SIDEBAR 3-2. Online Guidelines for Infection Prevention and Control and Construction	58
Design Elements for Infection Prevention and Control	59
Sustainable Design and Infection Prevention and Control	64
SIDEBAR 3-3. Infection Prevention and Control During Infrastructure Repairs in Semirestricted Areas.	65
SIDEBAR 3-4. Online Information on Sustainable Design	67
SIDEBAR 3-5. Engineered Specifications for Positive and Negative Pressure Rooms	70
Infection Prevention and Control During Construction	71
Infection Prevention and Control After Construction	73
Conclusion.	75
TOOL 3-1. Preoccupancy Infection Prevention and Control Checklist for Construction Projects	76
References.	78





CHAPTER FOUR Medical Equipment: Reprocessing for Infection Prevention and Control	79
Key Terms	80
A Systematic Approach to Reprocessing	80
SIDEBAR 4-1. A Sampling of Organizations to Consult in Developing a Reprocessing Policy	82
Disinfecting Noncritical Items	83
Reprocessing Semicritical and Critical Surgical and Procedural Equipment and Instruments	85
Sterilization	90
TOOL 4-1. Endoscope Reprocessing Checklist	91
Monitoring Sterilization	93
SIDEBAR 4-2. Protocol for Investigating Exposure Risk Due to Disinfection or Sterilization Failure.	95
Reprocessing Single-Use Devices.	96
Central Processing	97
Collaboration in Reprocessing.	99
TOOL 4-2. Sample Checklist for Assessing Competency of Central Processing Staff	100
AEM and Reprocessing Equipment	103
Conclusion.	104
TOOL 4-3. Sample Alternative Equipment Maintenance Program Evaluation Checklist	105
References.	108

CHAPTER FIVE Utility Systems: Infection Prevention and Control Concerns . . .	109
Infection Prevention and Control Regulations for Utility Systems	110
Infection Prevention and Control and HVAC Systems.	110
SIDEBAR 5-1. Heating, Ventilating, and Air-Conditioning and Ultraviolet Germicidal Irradiation to Control Spread of Tuberculosis Infection	111
SIDEBAR 5-2. Sick Building Syndrome.	112
Infection Prevention and Control and HVAC Systems Maintenance.	115
Other Options: New Technologies and Sustainable Approaches	115
TOOL 5-1. Indoor Air Quality Staff Responsibility Checklist	116
Infection Prevention and Control and Water Distribution Systems.	118
SIDEBAR 5-3. Water-Linked Infection Outbreaks in Health Care Organizations.	119
SIDEBAR 5-4. Interventions for Waterborne Infections in a Health Care Facility	120
<i>Legionella</i>	123
SIDEBAR 5-5. Legionnaires' Disease Risk Factors and High-Risk Patient Populations	123
TOOL 5-2. <i>Legionella</i> Sample Data Sheet	126
Mold	127
SIDEBAR 5-6. Mock Tracer for a <i>Legionella</i> Outbreak	128
Conclusion.	131
References.	131





CHAPTER SIX Environmental Services and Medical Waste Disposal: Infection Prevention and Control Issues	133
Housekeeping and Infection Prevention and Control	134
TOOL 6-1. Checklist for Housekeeping Infection Prevention and Control	135
SIDEBAR 6-1. Using the Physical Environment to Control Transmission of <i>Clostridium difficile</i>	136
SIDEBAR 6-2. US Environmental Protection Agency–Registered Disinfectants	138
TOOL 6-2. Daily Patient Room Cleaning Procedure Checklist	141
Laundry Operations and Infection Prevention and Control	144
SIDEBAR 6-3. Clean 4 You Promise Package for Environmental Cleaning.	145
SIDEBAR 6-4. US Centers for Disease Control and Prevention and Occupational Safety and Health Administration Laundry Practices.	148
Regulated Medical Waste Disposal and Infection Prevention and Control	149
TOOL 6-3. Laundry Practices Infection Prevention and Control Assessment Checklist	150
SIDEBAR 6-5. Sample Standards from the Healthcare Laundry Accreditation Council.	153
SIDEBAR 6-6. Treatment Methods for Regulated Medical Waste	155
Conclusion.	157
References.	157

CHAPTER SEVEN Emergency Management: Infection Prevention and Control for Disasters	159
The Emergency Operations Plan/Emergency Management Plan	160
TOOL 7-1. Emergency Operations Plan/Emergency Management Plan Evaluation Checklist	161
Infectious Patient Surges	165
SIDEBAR 7-1. Sample Hazard Vulnerability Analysis	166
TOOL 7-2. Organizational Assessment for Influenza Preparedness	169
TOOL 7-3. Infectious Disease Response Assessment Checklist	170
Environmental Considerations for Infectious Disease Outbreaks	173
Decontamination	175
SIDEBAR 7-2. Resuming Service After Blackwater Flooding	176
Decontamination Facilities	178
Conclusion	181
References	181





CHAPTER EIGHT Performance Improvement: Measuring Infection Prevention and Control in the Physical Environment	183
A Multidisciplinary Team Approach	184
What to Measure	184
Collecting Data	186
TOOL 8-1. RCA Procedure Checklist	187
TOOL 8-2. RCA Evaluation Checklist	189
Intervention Responses and Follow-Up.	191
Using Data Tools to Improve Infection Prevention and Control	191
TOOL 8-3. Measurement Evaluation Checklist	192
SIDEBAR 8-1. Using Data Tools and Analysis to Decrease CAUTIs.	194
SIDEBAR 8-2. Performance Improvement Tool Selection Matrix	198
SIDEBAR 8-3. Sample Bar Graph—Posttest Scores for Infection Transmission Education	199
SIDEBAR 8-4. Sample Run Chart—Effectiveness of Training in Decontamination Procedures	200
US Centers for Disease Control and Prevention’s Performance Measurement Recommendations	201
Conclusion.	201
INDEX	203